






—
Global X
ETF Roadmap

Innovation **meets** Investing

February 2025



EQUITY ESSENTIALS

	Core	Covered Call	Lightly Levered	Lightly Levered Covered Call
Canada 	<p>CNDX Global X S&P/TSX 60 Index ETF Management Fee: 0.13%² Distributions: Quarterly Risk Rating: ●●●●● ▲ Medium</p>	<p>CNCC Global X S&P/TSX 60 Covered Call ETF Management Fee: 0.39%² Distributions: Monthly (if any) Risk Rating: ●●●●● ▲ Medium</p>	<p>CANL Global X Enhanced S&P/TSX 60 Index ETF Management Fee: 0.35%² Distributions: Monthly Risk Rating: ●●●●● ▲ Medium</p>	<p>CNCL Global X Enhanced S&P/TSX 60 Covered Call ETF Management Fee: 0.65%² Distributions: Monthly Risk Rating: ●●●●● ▲ Medium</p>
	<p>HBNK Global X Equal Weight Canadian Banks Index ETF Management Fee: 0.09%² Distributions: Monthly Risk Rating: ●●●●● ▲ Medium</p>	<p>BKCC Global X Equal Weight Canadian Bank Covered Call ETF Management Fee: 0.39%² Distributions: Monthly (if any) Risk Rating: ●●●●● ▲ Medium</p>	<p>BNKL Global X Enhanced Equal Weight Banks Index ETF Management Fee: 0.35%² Distributions: Monthly Risk Rating: ●●●●● ▲ High</p>	<p>BKCL Global X Enhanced Equal Weight Canadian Banks Covered Call ETF Management Fee: 0.65%² Distributions: Monthly Risk Rating: ●●●●● ▲ Medium to High</p>
U.S. 	<p>USSX/USSX.U¹ Global X S&P 500 Index ETF Management Fee: 0.08%² Distributions: Quarterly Risk Rating: ●●●●● ▲ Medium</p>	<p>USCC/USCC.U¹ Global X S&P 500 Covered Call ETF Management Fee: 0.39%² Distributions: Monthly (if any) Risk Rating: ●●●●● ▲ Medium</p>	<p>USSL Global X Enhanced S&P 500 Index ETF Management Fee: 0.35%² Distributions: Annually (if any) Risk Rating: ●●●●● ▲ Medium</p>	<p>USCL Global X Enhanced S&P 500 Covered Call ETF Management Fee: 0.65%² Distributions: Monthly Risk Rating: ●●●●● ▲ Medium</p>
	<p>QQQX/QQQX.U¹ Global X Nasdaq-100 Index ETF Management Fee: 0.25%² Distributions: Annually Risk Rating: ●●●●● ▲ Medium to High</p>	<p>QQCC Global X Nasdaq-100 Covered Call ETF Management Fee: 0.65%² Distributions: Monthly (if any) Risk Rating: ●●●●● ▲ Medium to High</p>	<p>QQQL Global X Enhanced Nasdaq-100 Index ETF Management Fee: 0.49%² Distributions: Annually (if any) Risk Rating: ●●●●● ▲ High</p>	<p>QQCL Global X Enhanced Nasdaq-100 Covered Call ETF Management Fee: 0.85%² Distributions: Monthly Risk Rating: ●●●●● ▲ High</p>
	<p>RSSX/RSSX.U¹ Global X Russell 2000 Index ETF Management Fee: 0.25%² Distributions: Quarterly Risk Rating: ●●●●● ▲ Medium to High</p>	<p>RSCC Global X Russell 2000 Covered Call ETF Management Fee: 0.65%² Distributions: Monthly Risk Rating: ●●●●● ▲ Medium</p>		
International 	<p>EAFX/EAFX.U¹ Global X MSCI EAFE Index ETF Management Fee: 0.20%² Distributions: Quarterly Risk Rating: ●●●●● ▲ Medium</p>	<p>EACC Global X MSCI EAFE Covered Call ETF Management Fee: 0.49%² Distributions: Monthly Risk Rating: ●●●●● ▲ Medium</p>	<p>EAFL Global X Enhanced MSCI EAFE Index ETF Management Fee: 0.45%² Distributions: Annually (if any) Risk Rating: ●●●●● ▲ Medium</p>	<p>EACL Global X Enhanced MSCI EAFE Covered Call ETF Management Fee: 0.75%² Distributions: Monthly Risk Rating: ●●●●● ▲ Medium</p>
	<p>EMMX/EMMX.U¹ Global X MSCI Emerging Markets Index ETF Management Fee: 0.25%² Distributions: Annually Risk Rating: ●●●●● ▲ Medium to High</p>	<p>EMCC Global X MSCI Emerging Markets Covered Call ETF Management Fee: 0.65%² Distributions: Monthly Risk Rating: ●●●●● ▲ Medium</p>	<p>EMML Global X Enhanced MSCI Emerging Markets Index ETF Management Fee: 0.49%² Distributions: Annually (if any) Risk Rating: ●●●●● ▲ Medium to High</p>	<p>EMCL Global X Enhanced MSCI Emerging Markets Covered Call ETF Management Fee: 0.85%² Distributions: Monthly Risk Rating: ●●●●● ▲ Medium to High</p>

¹Trades in U.S. Dollars. ²Plus applicable sales tax.



Best of Canada

	<p>RING</p> <p>Global X Equal Weight Canadian Telecommunications Index ETF</p> <p>Management Fee: 0.25%² Distributions: Monthly Risk Rating: ●●●●● ▲ Medium</p> <p>NEW</p>	<p>MART</p> <p>Global X Equal Weight Canadian Groceries & Staples Index ETF</p> <p>Management Fee: 0.25%² Distributions: Annually Risk Rating: ●●●●● ▲ Medium</p> <p>NEW</p>	<p>SAFE</p> <p>Global X Equal Weight Canadian Insurance Index ETF</p> <p>Management Fee: 0.25%² Distributions: Monthly Risk Rating: ●●●●● ▲ Medium to High</p> <p>NEW</p>	<p>HBNK</p> <p>Global X Equal Weight Canadian Banks Index ETF</p> <p>Management Fee: 0.09%² Distributions: Monthly Risk Rating: ●●●●● ▲ Medium</p>
--	---	---	--	--

Covered Call Sectors

	Covered Call	Lightly Levered Covered Call
	<p>ENCC</p> <p>Global X Canadian Oil and Gas Equity Covered Call ETF</p> <p>Management Fee: 0.65%² Distributions: Monthly (if any) Risk Rating: ●●●●● ▲ High</p>	<p>ENCL</p> <p>Global X Enhanced Canadian Oil and Gas Equity Covered Call ETF</p> <p>Management Fee: 0.85%² Distributions: Monthly Risk Rating: ●●●●● ▲ High</p>
	<p>GLCC</p> <p>Global X Gold Producer Equity Covered Call ETF</p> <p>Management Fee: 0.65%² Distributions: Monthly (if any) Risk Rating: ●●●●● ▲ High</p>	<p>GLOBAL X Over \$2,900,000,000 CAD* Total Assets Under Management (AUM) of all Covered Call ETFs</p>
	<p>HGY</p> <p>Global X Gold Yield ETF</p> <p>Management Fee: 0.60%² Distributions: Monthly (if any) Risk Rating: ●●●●● ▲ Medium</p>	

Canadian Strategies

	<p>HAL</p> <p>Global X Active Canadian Dividend ETF</p> <p>Management Fee: 0.55%² Distributions: Quarterly (if any) Risk Rating: ●●●●● ▲ Medium</p>	<p>NRGY</p> <p>Global X Equal Weight Canadian Oil & Gas Index ETF</p> <p>Management Fee: 0.40%² Distributions: Monthly Risk Rating: ●●●●● ▲ High</p> <p>NEW</p>	<p>PPLN</p> <p>Global X Pipelines & Energy Services Index ETF</p> <p>Management Fee: 0.55%² Distributions: Quarterly (if any) Risk Rating: ●●●●● ▲ High</p>
	<p>UTIL</p> <p>Global X Canadian Utility Services High Dividend Index ETF</p> <p>Management Fee: 0.50%² Distributions: Monthly (if any) Risk Rating: ●●●●● ▲ Medium</p>	<p>INOC</p> <p>Global X Inovestor Canadian Equity Index ETF</p> <p>Management Fee: 0.50%² Distributions: Quarterly (if any) Risk Rating: ●●●●● ▲ Medium</p>	

²Plus applicable sales tax. | *As at January 31, 2025.



Global Equity

	HAZ Global X Active Global Dividend ETF Management Fee: 0.65% ² Distributions: Quarterly (if any) Risk Rating: ●●●●● ▲ Medium	ETHI Global X Global Sustainability Leaders Index ETF Management Fee: 0.45% ² Distributions: Quarterly (if any) Risk Rating: ●●●●● ▲ Medium
--	---	---

THEMATICS

Technology

	AIGO Global X Artificial Intelligence & Technology Index ETF Management Fee: 0.49% ² Distributions: Annually (if any) Risk Rating: ●●●●● ▲ Medium to High	TTTX Global X Innovative Bluechip Top 10 Index ETF Management Fee: 0.49% ² Distributions: Annually (if any) Risk Rating: ●●●●● ▲ High	FOUR Global X Industry 4.0 Index ETF Management Fee: 0.45% ² Risk Rating: ●●●●● ▲ High
	HBGD/HBGD.U¹ Global X Big Data & Hardware Index ETF Management Fee: 0.45% ² Risk Rating: ●●●●● ▲ High	HBUG Global X Cybersecurity Index ETF Management Fee: 0.45% ² Distributions: Annually (if any) Risk Rating: ●●●●● ▲ Medium to High	MTAV Global X Metaverse Index ETF Management Fee: 0.55% ² Distributions: Annually (if any) Risk Rating: ●●●●● ▲ High
	RBOT/RBOT.U¹ Global X Robotics & AI Index ETF Management Fee: 0.45% ² Risk Rating: ●●●●● ▲ High	CHPS/CHPS.U¹ Global X Semiconductor Index ETF Management Fee: 0.45% ² Distributions: Annually (if any) Risk Rating: ●●●●● ▲ High	MTRX Global X Artificial Intelligence Infrastructure Index ETF Management Fee: 0.49% Distributions: Annually (if any) Risk Rating: ●●●●● ▲ High

NEW

Energy Transition, Commodities and Wellness

	GLDX Global X Gold Producers Index ETF Management Fee: 0.40% ² Distributions: Annually Risk Rating: ●●●●● ▲ High	COPP Global X Copper Producers Index ETF Management Fee: 0.65% ² Distributions: Annually (if any) Risk Rating: ●●●●● ▲ High	HMMJ/HMMJ.U¹ Global X Marijuana Life Sciences Index ETF Management Fee: 0.75% ² Distributions: Quarterly (if any) Risk Rating: ●●●●● ▲ High
	HURA Global X Uranium Index ETF Management Fee: 0.75% ² Distributions: At Manager's discretion Risk Rating: ●●●●● ▲ High	HLIT Global X Lithium Producers Index ETF Management Fee: 0.75% ² Distributions: Annually (if any) Risk Rating: ●●●●● ▲ High	

²Plus applicable sales tax.



FIXED INCOME

Cash and Ultra-Short

	<p>CASH</p> <p>Global X High Interest Savings ETF</p> <p>Management Fee: 0.10%² Distributions: Monthly (if any)</p> <p>Risk Rating: ●●●●● ▲ Low</p>	<p>UCSH.U¹</p> <p>Global X USD High Interest Savings ETF</p> <p>Management Fee: 0.14%² Distributions: Monthly (if any)</p> <p>Risk Rating: ●●●●● ▲ Low</p>	<p>CBIL</p> <p>Global X 0-3 Month T-Bill ETF</p> <p>Management Fee: 0.10%² Distributions: Monthly Weighted Avg. Duration: 0.14³ Weighted Avg. YTM⁴: 3.20%³</p> <p>Risk Rating: ●●●●● ▲ Low</p>
	<p>UBIL.U¹</p> <p>Global X 0-3 Month U.S. T-Bill ETF</p> <p>Management Fee: 0.12%² Distributions: Monthly Weighted Avg. Duration: 0.13³ Weighted Avg. YTM⁴: 5.01%³</p> <p>Risk Rating: ●●●●● ▲ Low</p>	<p>HFR</p> <p>Global X Active Ultra-Short Term Investment Grade Bond ETF</p> <p>Management Fee: 0.40%² Distributions: Monthly (if any) Weighted Avg. Duration: 0.69³ Weighted Avg. YTM⁴: 4.05%³</p> <p>Risk Rating: ●●●●● ▲ Low</p>	


Treasuries

<p>Canada</p> <p>U.S.</p>	<p>PAYS</p> <p>Global X Short-Term Government Bond Premium Yield ETF</p> <p>Management Fee: 0.40%² Distributions: Monthly Weighted Avg. Duration: 1.64³ Weighted Avg. YTM⁴: 3.31%³</p> <p>Risk Rating: ●●●●● ▲ Low</p>	<p>PAYM</p> <p>Global X Mid-Term Government Bond Premium Yield ETF</p> <p>Management Fee: 0.45%² Distributions: Monthly Weighted Avg. Duration: 6.97³ Weighted Avg. YTM⁴: 3.54%³</p> <p>Risk Rating: ●●●●● ▲ Low</p> <p style="background-color: #0070c0; color: white; padding: 2px; font-weight: bold;">NEW</p>	<p>PAYL</p> <p>Global X Long-Term Government Bond Premium Yield ETF</p> <p>Management Fee: 0.50%² Distributions: Monthly Weighted Avg. Duration: 14.18³ Weighted Avg. YTM⁴: 3.79%³</p> <p>Risk Rating: ●●●●● ▲ Low to Medium</p> <p style="background-color: #0070c0; color: white; padding: 2px; font-weight: bold;">NEW</p>
	<p>SPAY.U¹/SPAY</p> <p>Global X Short-Term U.S. Treasury Premium Yield ETF</p> <p>Management Fee: 0.35%² Distributions: Monthly Weighted Avg. Duration: 1.63³ Weighted Avg. YTM⁴: 4.34%³</p> <p>Risk Rating: ●●●●● ▲ Low</p>	<p>MPAY.U¹/MPAY</p> <p>Global X Mid-Term U.S. Treasury Premium Yield ETF</p> <p>Management Fee: 0.40%² Distributions: Monthly Weighted Avg. Duration: 6.30³ Weighted Avg. YTM⁴: 4.52%³</p> <p>Risk Rating: ●●●●● ▲ Low</p>	<p>LPAY.U¹/LPAY</p> <p>Global X Long-Term U.S. Treasury Premium Yield ETF</p> <p>Management Fee: 0.45%² Distributions: Monthly Weighted Avg. Duration: 12.38³ Weighted Avg. YTM⁴: 4.76%³</p> <p>Risk Rating: ●●●●● ▲ Low to Medium</p>


¹Trades in U.S. Dollars. | ²Plus applicable sales tax. | ³As at December 31, 2024. | ⁴YTM = Yield to Maturity.




Broad Market and Investment Grade

	<p style="text-align: center;">HAD</p> <p style="text-align: center;">Global X Active Canadian Bond ETF</p> <p>Management Fee: 0.30%² Distributions: Monthly (if any) Weighted Avg. Duration: 7.50³ Weighted Avg. YTM⁴: 3.80%³ Risk Rating: ●●●●● ▲ Low</p>	<p style="text-align: center;">HAB</p> <p style="text-align: center;">Global X Active Corporate Bond ETF</p> <p>Management Fee: 0.50%² Distributions: Monthly (if any) Weighted Avg. Duration: 5.82³ Weighted Avg. YTM⁴: 4.26%³ Risk Rating: ●●●●● ▲ Low</p>	<p style="text-align: center;">HMP</p> <p style="text-align: center;">Global X Active Canadian Municipal Bond ETF</p> <p>Management Fee: 0.29%² Distributions: Monthly (if any) Weighted Avg. Duration: 3.01³ Weighted Avg. YTM⁴: 3.47%³ Risk Rating: ●●●●● ▲ Low</p>
---	--	---	--

Global

	<p style="text-align: center;">HAF</p> <p style="text-align: center;">Global X Active Global Fixed Income ETF</p> <p>Management Fee: 0.45%² Distributions: Monthly (if any) Weighted Avg. Duration: 6.75³ Weighted Avg. YTM⁴: 6.75%³ Risk Rating: ●●●●● ▲ Low</p>	<p style="text-align: center;">HGGB</p> <p style="text-align: center;">Global X S&P Green Bond Index ETF</p> <p>Management Fee: 0.45%² Distributions: Quarterly (if any) Weighted Avg. Duration: 4.80³ Weighted Avg. YTM⁴: 5.30%³ Risk Rating: ●●●●● ▲ Low</p>
---	--	---

Preferred Shares


	<p style="text-align: center;">HPR</p> <p style="text-align: center;">Global X Active Preferred Share ETF</p> <p>Management Fee: 0.55%² Distributions: Monthly (if any) Weighted Avg. Duration: 5.04³ Weighted Avg. YTM⁴: 5.26%³ Risk Rating: ●●●●● ▲ Medium</p>	<p style="text-align: center;">HYBR</p> <p style="text-align: center;">Global X Active Hybrid Bond and Preferred Share ETF</p> <p>Management Fee: 0.55%² Distributions: Monthly (if any) Weighted Avg. Duration: 2.81³ Weighted Avg. YTM⁴: 5.18%³ Risk Rating: ●●●●● ▲ Medium</p>
---	---	--

¹Trades in U.S. Dollars. | ²Plus applicable sales tax. | ³As at December 31, 2024. | ⁴YTM = Yield to Maturity.




ALTERNATIVES


Liquid Alternatives and Multi-Strategy

	<p style="text-align: center;">HAC</p> <p style="text-align: center;">Global X Seasonal Rotation ETF</p> <p>Management Fee: 0.75%² Distributions: Annually (if any)</p> <p>Performance Fee: 20% of outperformance over high water mark and an annualized return of 5% (please see the prospectus for more information)</p> <p>Risk Rating: ●●●●● ▲ Medium</p>	<p style="text-align: center;">HRAA</p> <p style="text-align: center;">Global X Resolve Adaptive Asset Allocation Corporate Class ETF</p> <p>Management Fee: 0.85%² Distributions: At Manager's discretion</p> <p>Performance Fee: 15% of outperformance over high water mark and an annualized return of 3% (please see the prospectus for more information)</p> <p>Risk Rating: ●●●●● ▲ Low to Medium</p>
---	---	---

Commodities, Energy and Metals

	<p style="text-align: center;">CARB</p> <p style="text-align: center;">Global X Carbon Credits ETF</p> <p>Management Fee: 0.75%² Distributions: At Manager's discretion</p> <p>Risk Rating: ●●●●● ▲ High</p>	<p style="text-align: center;">HUC</p> <p style="text-align: center;">Global X Crude Oil ETF</p> <p>Management Fee: 0.75%² Distributions: At Manager's discretion</p> <p>Risk Rating: ●●●●● ▲ High</p>	<p style="text-align: center;">HUG</p> <p style="text-align: center;">Global X Gold ETF</p> <p>Management Fee: 0.20%² Distributions: At Manager's discretion</p> <p>Risk Rating: ●●●●● ▲ Medium</p>
	<p style="text-align: center;">HUN</p> <p style="text-align: center;">Global X Natural Gas ETF</p> <p>Management Fee: 0.75%² Distributions: At Manager's discretion</p> <p>Risk Rating: ●●●●● ▲ High</p>	<p style="text-align: center;">HUZ</p> <p style="text-align: center;">Global X Silver ETF</p> <p>Management Fee: 0.65%² Distributions: At Manager's discretion</p> <p>Risk Rating: ●●●●● ▲ High</p>	

Currency

	<p style="text-align: center;">DLR/DLR.U¹</p> <p style="text-align: center;">Global X US Dollar Currency ETF</p> <p>Management Fee: 0.45%² Distributions: Quarterly (if any)</p> <p>Risk Rating: ●●●●● ▲ Low to Medium</p>
---	---

¹Trades in U.S. Dollars. | ²Plus applicable sales tax.



ASSET ALLOCATION

	<p>HCON Global X Conservative Asset Allocation ETF Management Fee: 0.18%² Distributions: Monthly Risk Rating: ●●●●● ▲ Low to Medium</p>	<p>HBAL Global X Balanced Asset Allocation ETF Management Fee: 0.18%² Distributions: Monthly Risk Rating: ●●●●● ▲ Low to Medium</p>	<p>HGRW Global X Growth Asset Allocation ETF Management Fee: 0.18%² Distributions: Monthly Risk Rating: ●●●●● ▲ Low to Medium</p>	<p>HEQT Global X All-Equity Asset Allocation ETF Management Fee: 0.18%² Distributions: Monthly Risk Rating: ●●●●● ▲ Medium</p>
	40% EQUITY 60% FIXED INCOME	60% EQUITY 40% FIXED INCOME	80% EQUITY 20% FIXED INCOME	100% EQUITY
<p>HEQL Global X Enhanced All-Equity Asset Allocation ETF Management Fee: 0.45%² Distributions: Monthly Risk Rating: ●●●●● ▲ Medium</p>	<p>GRCC Global X Growth Asset Allocation Covered Call ETF Management Fee: 0.49%² Distributions: Monthly Risk Rating: ●●●●● ▲ Low to Medium</p>	<p>EQCC Global X All-Equity Asset Allocation Covered Call ETF Management Fee: 0.49%² Distributions: Monthly Risk Rating: ●●●●● ▲ Medium</p>	<p>EQCL Global X Enhanced All-Equity Asset Allocation Covered Call ETF Management Fee: 0.75%² Distributions: Monthly Risk Rating: ●●●●● ▲ Medium</p>	<p>25% LEVERAGE</p>
25% LEVERAGED	COVERED CALL OVERLAY		COVERED CALL OVERLAY	COVERED CALL OVERLAY
100% EQUITY	80% EQUITY 20% FIXED INCOME	100% EQUITY	100% EQUITY	

CORPORATE CLASS

Broad Equity

	<p>HXT/HXT.U¹ Global X S&P/TSX 60 Index Corporate Class ETF Management Fee: 0.07%² Distributions: At Manager's discretion Risk Rating: ●●●●● ▲ Medium</p>	<p>HXCN Global X S&P/TSX Capped Composite Index Corporate Class ETF Management Fee: 0.05%² Distributions: At Manager's discretion Risk Rating: ●●●●● ▲ Medium</p>	<p>HXS/HXS.U¹ Global X S&P 500 Index Corporate Class ETF Management Fee: 0.10%² Distributions: At Manager's discretion Risk Rating: ●●●●● ▲ Medium</p>
	<p>HSH Global X S&P 500 CAD Hedged Index Corporate Class ETF Management Fee: 0.10%² Distributions: At Manager's discretion Risk Rating: ●●●●● ▲ Medium</p>	<p>HULC/HULC.U¹ Global X US Large Cap Index Corporate Class ETF Management Fee: 0.08%² Distributions: At Manager's discretion Risk Rating: ●●●●● ▲ Medium</p>	<p>HXQ/HXQ.U¹ Global X Nasdaq-100 Index Corporate Class ETF Management Fee: 0.25%² Distributions: At Manager's discretion Risk Rating: ●●●●● ▲ Medium to High</p>
	<p>HXX Global X Europe 50 Index Corporate Class ETF Management Fee: 0.17%² Distributions: At Manager's discretion Risk Rating: ●●●●● ▲ Medium to High</p>	<p>HXDM/HXDM.U¹ Global X Intl Developed Markets Equity Index Corporate Class ETF Management Fee: 0.20%² Distributions: At Manager's discretion Risk Rating: ●●●●● ▲ Medium</p>	<p>HXEM/HXEM.U¹ Global X Emerging Markets Equity Index Corporate Class ETF Management Fee: 0.25%² Distributions: At Manager's discretion Risk Rating: ●●●●● ▲ Medium</p>

¹Trades in U.S. Dollars. ²Plus applicable sales tax.



Canadian Sectors and Strategies

	<p>HEWB</p> <p>Global X Equal Weight Canadian Banks Index Corporate Class ETF</p> <p>Management Fee: 0.25%² Distributions: At Manager's discretion Risk Rating: ●●●●● ▲ Medium to High</p>	<p>HXF</p> <p>Global X S&P/TSX Capped Financials Index Corporate Class ETF</p> <p>Management Fee: 0.25%² Distributions: At Manager's discretion Risk Rating: ●●●●● ▲ Medium</p>	<p>HXE</p> <p>Global X S&P/TSX Capped Energy Index Corporate Class ETF</p> <p>Management Fee: 0.25%² Distributions: At Manager's discretion Risk Rating: ●●●●● ▲ High</p>
	<p>HCRE</p> <p>Global X Equal Weight Canadian REITs Index Corporate Class ETF</p> <p>Management Fee: 0.30%² Distributions: At Manager's discretion Risk Rating: ●●●●● ▲ Medium to High</p>	<p>HXH</p> <p>Global X Canadian High Dividend Index Corporate Class ETF</p> <p>Management Fee: 0.10%² Distributions: At Manager's discretion Risk Rating: ●●●●● ▲ Medium</p>	

Fixed Income and Cash

	<p>HSAV⁵</p> <p>Global X Cash Maximizer Corporate Class ETF</p> <p>Management Fee: 0.18%² Distributions: At Manager's discretion Risk Rating: ●●●●● ▲ Medium to High</p>	<p>HSUV.U^{1,6}</p> <p>Global X USD Cash Maximizer Corporate Class ETF</p> <p>Management Fee: 0.18%² Distributions: At Manager's discretion Risk Rating: ●●●●● ▲ Medium</p>	<p>HBB</p> <p>Global X Canadian Select Universe Bond Index Corporate Class ETF</p> <p>Management Fee: 0.09%² Distributions: At Manager's discretion Weighted Avg. Duration: 7.53³ Weighted Avg. YTM⁴: 3.52%³ Risk Rating: ●●●●● ▲ High</p>
	<p>HTB/HTB.U¹</p> <p>Global X US 7-10 Year Treasury Bond Index Corporate Class ETF</p> <p>Management Fee: 0.15%² Distributions: At Manager's discretion Weighted Avg. Duration: 7.11³ Weighted Avg. YTM⁴: 4.54%³ Risk Rating: ●●●●● ▲ Low to Medium</p>	<p>HLPR</p> <p>Global X Laddered Canadian Preferred Share Index Corporate Class ETF</p> <p>Management Fee: 0.30%² Distributions: At Manager's discretion Risk Rating: ●●●●● ▲ Medium</p>	

¹Trades in U.S. Dollars. | ²Plus applicable sales tax. | ³As at December 31, 2024. | ⁴YTM = Yield to Maturity.

⁵On February 3, 2022, HSAV suspended new subscriptions after reaching approximately \$2 Billion in assets. Please refer to the [press release](#) for more information.

⁶On January 9, 2023, HSUV.U suspended new subscriptions after reaching approximately US\$775 Million in assets. Please refer to the [press release](#) for more information.



DEFINITIONS

Weighted Average Duration: Is average duration of the underlying bonds in the portfolio or an index, as applicable, weighted by the relative size of each bond in that portfolio or index. Duration is a measure of the responsiveness of a bond's price to change in interest rates and the Weighted Average Duration of a portfolio or Index, as applicable, is measure of the responsiveness of that portfolio or index to changes in interest rates. Bond prices generally move inversely to interest rates.

Weighted Average Yield to Maturity: The yield to maturity of a bond is stated as an interest rate and represents the present value of a bond's future coupon payment plus the difference between the bond's current market price and its par value receivable at maturity. The yield to maturity considers not only the coupon income, but any capital gain or loss that the investor will realize by holding the bond to maturity. It also considers the reinvestment of the coupons. The Weighted Average Yield to Maturity is the average yield to maturity of each of the underlying bonds in the portfolio or index (as applicable) weighted by the index relative size of each bond in that portfolio or index.

DISCLAIMERS

As of May 1, 2024, Horizons-branded exchange-traded funds have been rebranded to reflect the Manager's transition to Global X Investments Canada Inc. ("Global X"), as announced in the company's press release on April 18, 2024.

Effective June 24, 2022, the investment objectives of the Global X S&P/TSX 60 Covered Call ETF ("CNCC") (formerly *Horizons Canadian Large Cap Equity Covered Call ETF*), the Global X Canadian Oil and Gas Equity Covered Call ETF ("ENCC") (formerly *Horizons Canadian Oil and Gas Equity Covered Call ETF*), the Global X Equal Weight Canadian Bank Covered Call ETF ("BKCC") (formerly *Horizons Equal Weight Canadian Bank Covered Call ETF*), the Global X S&P 500 Covered Call ("USCC.U, USCC") (formerly *Horizons US Large Cap Equity Covered Call ETF*), the Global X NASDAQ-100 Covered Call ETF ("QQCC") (formerly *Horizons NASDAQ-100 Covered Call ETF*), and the Global X Gold Producer Equity Covered Call ETF ("GLCC") (formerly *Horizons Gold Producer Equity Covered Call ETF*), were changed following receipt of the required unitholder and regulatory approvals. For more information, please refer to the disclosure documents of the ETFs at www.GlobalX.ca.

Commissions, management fees, and expenses all may be associated with an investment in products (the "Global X Funds") managed by Global X Investments Canada Inc. The Global X Funds are not guaranteed, their values change frequently and past performance may not be repeated. Certain Global X Funds may have exposure to leveraged investment techniques that magnify gains and losses which may result in greater volatility in value and could be subject to aggressive investment risk and price volatility risk. Such risks are described in the prospectus. The Global X Money Market Funds are not covered by the Canada Deposit Insurance Corporation, the Federal Deposit Insurance Corporation, or any other government deposit insurer. There can be no assurances that the money market fund will be able to maintain its net asset value per security at a constant amount or that the full amount of your investment in the Funds will be returned to you. Past performance may not be repeated. The prospectus contains important detailed information about the Global X Funds. **Please read the relevant prospectus before investing.**

Global X Total Return Index ETFs ("Global X TRI ETFs") are generally index-tracking ETFs that use an innovative investment structure known as a Total Return Swap to deliver index returns in a low-cost and tax-efficient manner. Unlike a physical replication ETF that typically purchases the securities found in the relevant index in the same proportions as the index, most Global X TRI ETFs use a synthetic structure that never buys the securities of an index directly. Instead, the ETF receives the total return of the index by entering into a Total Return Swap agreement with one or more counterparties, typically large financial institutions, which will provide the ETF with the total return of the index in exchange for the interest earned on the cash held by the ETF. Any distributions which are paid by the index constituents are reflected automatically in the net asset value (NAV) of the ETF. As a result, the Global X TRI ETF receives the total return of the index (before fees), which is reflected in the ETF's share price, and investors are not expected to receive any taxable distributions. Certain Global X TRI ETFs (Global X Nasdaq-100 Index Corporate Class ETF and Global X US Large Cap Index Corporate Class ETF) use physical replication instead of a total return swap. The Global X Cash Maximizer Corporate Class ETF and Global X USD Cash Maximizer Corporate Class ETF use cash accounts and do not track an index but rather receive interest paid on cash deposits that can change over time.

CASH, HSAV, HSUV.U, and UCSH.U use cash accounts and do not track a traditional benchmark but rather receives interest paid on cash deposits that can change over time. These ETFs primarily invest in bank deposit accounts.

Certain ETFs are alternative investment funds ("Alternative ETFs") within the meaning of the National Instrument 81-102 Investment Funds ("NI 81-102") and are permitted to use strategies generally prohibited by conventional mutual funds, such as the ability to invest more than 10% of their net asset value in securities of a single issuer, the ability to borrow cash, to short sell beyond the limits prescribed for conventional mutual funds and to employ leverage of up to 300% of net asset value. While these strategies will only be used in accordance with the investment objectives and strategies of the Alternative ETFs, during certain market conditions they may accelerate the risk that an investment in ETF Shares of such Alternative ETF decreases in value. The Alternative ETFs will comply with all requirements of NI 81-102, as such requirements may be modified by exemptive relief obtained on behalf of the ETF.

Certain statements may constitute a forward-looking statement, including those identified by the expression "expect" and similar expressions (including grammatical variations thereof). The forward-looking statements are not historical facts but reflect the author's current expectations regarding future results or events. These forward-looking statements are subject to a number of risks and uncertainties that could cause actual results or events to differ materially from current expectations. These and other factors should be considered carefully and readers should not place undue reliance on such forward-looking statements. These forward-looking statements are made as of the date hereof and the authors do not undertake to update any forward-looking statement that is contained herein, whether as a result of new information, future events or otherwise, unless required by applicable law.

The payment of distributions, if any, is not guaranteed and may fluctuate at any time. The payment of distributions should not be confused with an exchange-traded fund's ("ETF") performance, rate of return, or yield. If distributions paid by the ETF are greater than the performance of the ETF, distributions paid may include a return of capital and an investor's original investment will decrease. A return of capital is not taxable to the investor, but will generally reduce the adjusted cost base of the securities held for tax purposes. Distributions are paid as a result of capital gains realized by an ETF,



and income and dividends earned by an ETF are taxable to the investor in the year they are paid. The investor's adjusted cost base will be reduced by the amount of any returns of capital. If the investor's adjusted cost base goes below zero, investors will realize capital gains equal to the amount below zero. Future distribution dates may be amended at any time. To recognize that these distributions have been allocated to investors for tax purposes the amounts of these distributions should be added to the adjusted cost base of the units held. The characterization of distributions, if any, for tax purposes, (such as dividends/other income/capital gains, etc.) will not be known for certain until after the ETF's tax year-end. Therefore, investors will be informed of the tax characterization after year-end and not with each distribution if any. For tax purposes, these amounts will be reported annually by brokers on official tax statements. **Please refer to the applicable ETF distribution policy in the prospectus for more information.**

If applicable to the ETF, the sub-advisor and manager have a direct interest in the management fees and performance fees of the Global X Funds, and may, at any given time, have a direct or indirect interest in the Global X Funds or its holdings.

The Global X ETFs are not sponsored, endorsed, sold, or promoted by S&P, TSX, NASDAQ MX Group, or Morningstar and their affiliated companies and none of these parties make any representation, warranty, or condition regarding the advisability of buying, selling or holding units shares in the Global X ETFs. All trademarks/service marks are registered by their respective owners. None of the owners thereof or any of their affiliates sponsor, endorse, sell, promote or make any representation regarding the advisability of investing in the Global X ETFs. Complete trademark and service-mark information are available at <http://www.GlobalX.ca/legal/Trademarks>.

Standard & Poor's® and "S&P®" are registered trademarks of Standard & Poor's Financial Services LLC ("S&P") and have been licensed for use by Global X Investments Canada Inc. ("Global X"). The Global X ETFs are not sponsored, endorsed, sold or promoted by S&P, and S&P makes no representation, warranty or condition regarding the advisability of buying, selling or holding units/shares in the Global X ETFs.

Nasdaq®, Nasdaq-100®, and Nasdaq-100 Index® are trademarks of The Nasdaq Stock Market, Inc. (which with its affiliates is referred to as the "Corporations") and are licensed for use by Global X Investments Canada Inc. The Product(s) have not been passed on by the Corporations as to their legality or suitability. The Product(s) are not issued, endorsed, sold, or promoted by the Corporations. THE CORPORATIONS MAKE NO WARRANTIES AND BEAR NO LIABILITY WITH RESPECT TO THE PRODUCT(S).

The funds or securities referred to herein are not sponsored, endorsed, or promoted by MSCI, and MSCI bears no liability with respect to any such funds or securities or any index on which such funds or securities are based. The prospectus contains a more detailed description of the limited relationship MSCI has with Global X Investments Canada Inc. ("Global X") and any related funds.

The Global X Russell 2000 Index ETF and the Global X Russell 2000 Covered Call ETF ((in this disclaimer, the "Russell 2000 Funds") have been developed solely by Global X Investments Canada Inc. The Russell 2000 Funds are not in any way connected to or sponsored, endorsed, sold or promoted by the London Stock Exchange Group plc and its group undertakings (collectively, the "LSE Group"). FTSE Russell is a trading name of certain of the LSE Group companies. All rights in the Russell 2000 RIC Capped Index (the "Index") vest in the relevant LSE Group company which owns the Index. Russell® is a trademark of the relevant LSE Group company and is used by any other LSE Group company under license. The Index is calculated by or on behalf of FTSE International Limited or its affiliate, agent or partner. The LSE Group does not accept any liability whatsoever to any person arising out of (a) the use of, reliance on or any error in the Index or (b) investment in or operation of the Russell 2000 Funds. The LSE Group makes no claim, prediction, warranty or representation either as to the results to be obtained from the Russell 2000 Funds or the suitability of the Index for the purpose to which it is being put by Global X Investments Canada Inc.

This communication is intended for informational purposes only and does not constitute an offer to sell or the solicitation of an offer to purchase investment products (the "Global X Funds") managed by Global X Investments Canada Inc. and is not, and should not be construed as, investment, tax, legal or accounting advice, and should not be relied upon in that regard. Individuals should seek the advice of professionals, as appropriate, regarding any particular investment. Investors should consult their professional advisors prior to implementing any changes to their investment strategies. These investments may not be suitable to the circumstances of an investor. GlobalX.ca

Global X Investments Canada Inc. ("Global X") is a wholly-owned subsidiary of Mirae Asset Global Investments Co., Ltd. ("Mirae Asset"), the Korea-based asset management entity of Mirae Asset Financial Group. Global X is a corporation existing under the laws of Canada and is the manager, investment manager and trustee of the Global X Funds.

© 2025 Global X Investments Canada Inc. All Rights Reserved.

Published February 20, 2025.

